

## Guide - How to Download Full Files From Megashares

---

This tutorial is basically for people who have no idea how to download files from megashares.....

First, download FlashGet from these links, they are the exact same thing, but u can choose which link to download it from: (from the actual website, no need to put it in code)

<http://down5.flashget.com/fgf173.exe>

<http://down6.flashget.com/fgf173.exe>

you should now have this program on your computer. Next, get a link you want to download from.

Ok now you have your link right? Put it into the address bar and press enter. This screen will come up. You can see the time there and there is a download button. RIGHT CLICK that button and click properties. **\*DO NOT EXIT MEGASHARES WINDOW \***

# Slow Speeds Got You Down?...

Transfer-encoding: chunked406

## Illegal Immigration!

educating the public on the consequences of illegal immigration

## Your Ad Here

0:FFFFD/1:1:200:OV:Date: Sun, 17 Dec 2006 15:22:45 GMT Server: Apache/2.0.55 (Ubuntu)

Your Download Passport is: 0\_10000\_75\_1000\_170000\_500070115

You have 300 MB left that you can download with this passport.

Your download passport will renew in 1:59:41

Special Offer for reactivating passports.

Unlimited 3 month link card - Plus 3 months FREE! (6 months total)

ONLY \$25!

Click to pay below and start downloading now



This link's filesize is larger than what you have left on your passport.

You can buy a link card now and not have to worry about this. You can also contact your account manager to resume the download when your download passport expires.

Click here to download



SHARE THIS LINK WITH A FRIEND

Your Name:

Your Email:

Open Link in New Window

Open Link in New Tab

Bookmark This Link...

Save Link As...

Send Link...

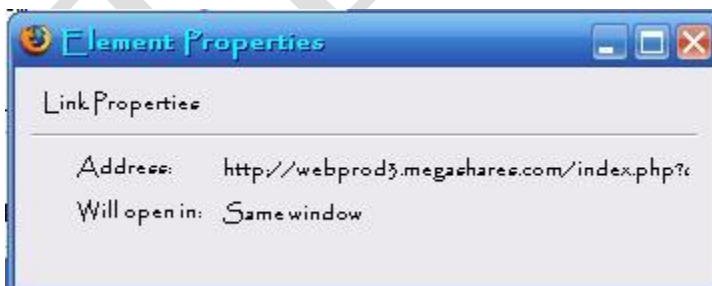
Copy Link Location

Download with DAP

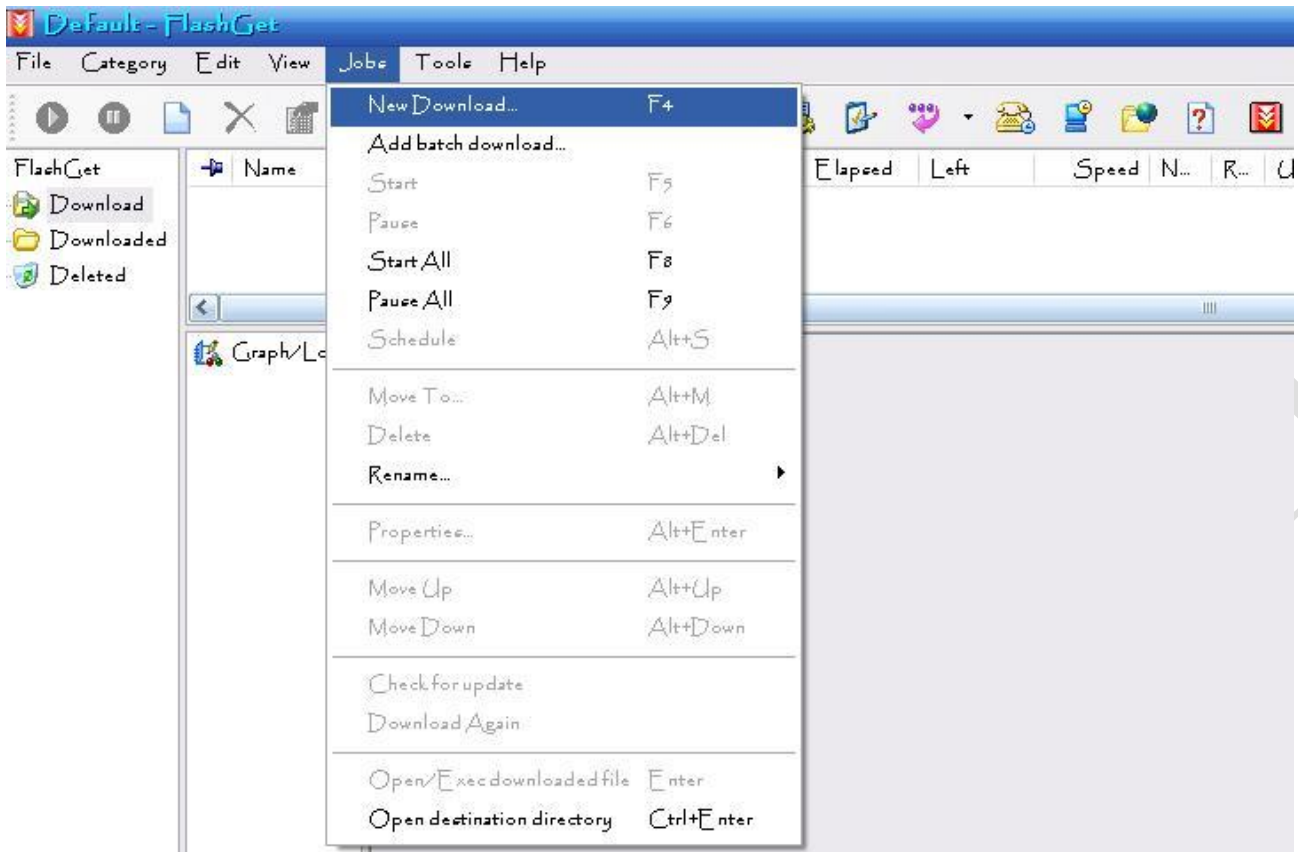
Download all with DAP

Properties

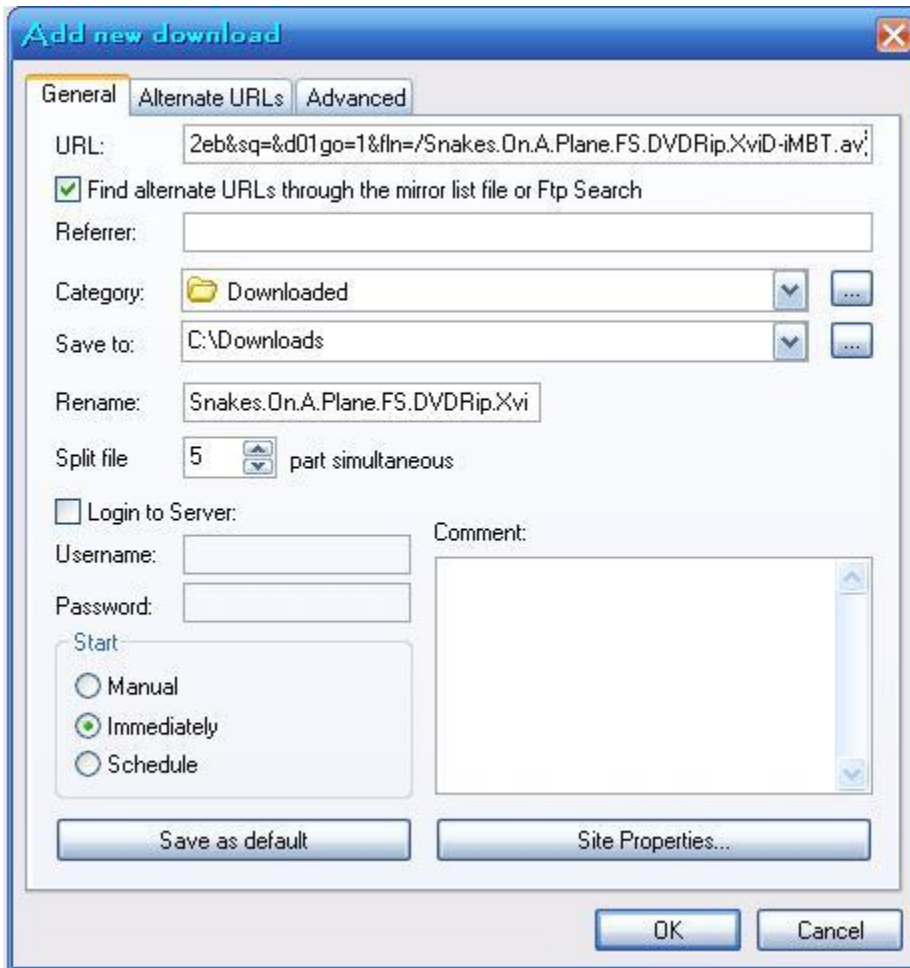
a screen like this should come up:



copy that WHOLE LINK and open up FlashGet and click on Jobs, then New Download



then this should come up, paste the link in the first text box, like you see in the picture. Then click download. (You can change where u want to save the file from the options listed there)



then the download will start. So sit back and wait until it downloads as much as it can. (300 MB)

File	Category	Edit	View	Jobs	Tools	Help				
FlashGet										
Download	Name	Size	Completed	P...	Elapsed	Left	Speed	N...	R...	URL
	Snakes.On.A.Plane.F...	713,294KB	4613KB	0%	00:00:53	00:57:50	312.09	2/5		http://webprod3.megashare.com/ind

Download will automatically stop at around 300 MB.

File	Category	Edit	View	Jobs	Tools	Help				
FlashGet										
Download	Name	Size	Completed	P...	Elapsed	Left	Speed	N...	R...	URL
	Snakes.On.A.Plane.F...	713,294KB	307471KB	43%	00:18:43			0/5	2	http://webprod3.megashare.com

After the download has stopped, go back to the megashares window and click refresh. The time should have gone down. This is what you will see: (you will have to wait until the time hits 0)

# Slow Speeds Got You Down?...

Transfer-encoding: chunked406

## Buy & Sell Ads

AdBrite is the Internet's Ad Marketplace

## Your Ad Here

0 HTTP/1.1 200 OK Date: Sun, 17 Dec 2006 15:22:45 GMT Server: Apache/2.0.55 (Ubuntu)

**Your Download Passport is: 3a19f96a75ab979eb73608c5923704d5**

**You have 0 Bytes left that you can download with this passport.**

**Your Passport needs to be reactivated.**

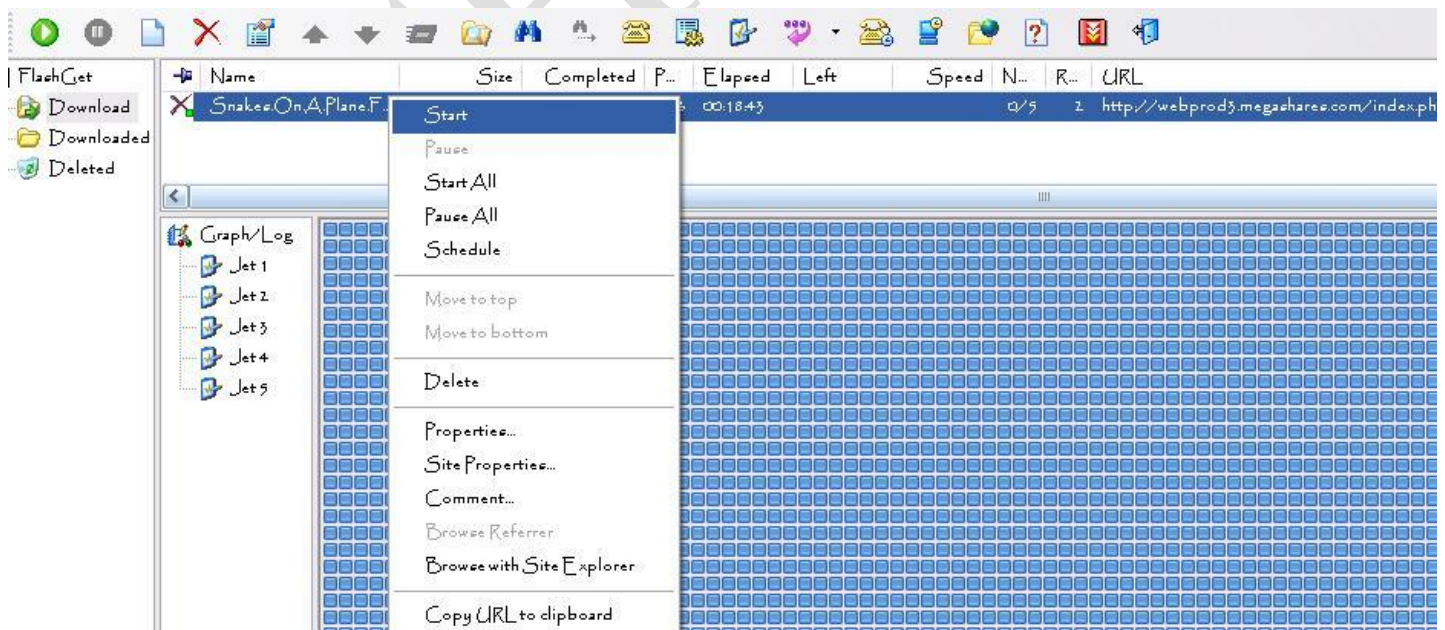
**Enter the passport reactivation code in the graphic, then hit the "Reactivate Passport" button.**

8265

Reactivate Passport

You have reached the maximum download limit of 300MB. Your download passport will renew in 00:45:29, or you can buy a [link card](#) and download now.

Do not enter the code yet, wait until the time hits 0. (You can keep clicking refresh to get an updated time) Once the time is 0, go ahead and type in the code and press enter. (That's it, don't do anything else on megashares) Now go back to FlashGet and right click the file and click Start. Then the download will pickup from where it left off.



and thats all there is to it plays.

**IF THE FILE STILL ISNT COMPLETE DO THIS:**

After the download has stopped, go back to the megashares window and click refresh. The time should have gone down. This is what you will see:

**Slow Speeds Got You Down?...**

Transfer-encoding: chunked406

**Buy & Sell Ads**  
AdBrite is the Internet's Ad Marketplace

**Your Ad Here**  
0 HTTP/1.1 200 OK Date: Sun, 17 Dec 2006 15:22:45 GMT Server: Apache/2.0.55 (Ubuntu)

**Your Download Passport is: 3a19f96a75ab979eb73608c5923704d5**  
**You have 0 Bytes left that you can download with this passport.**

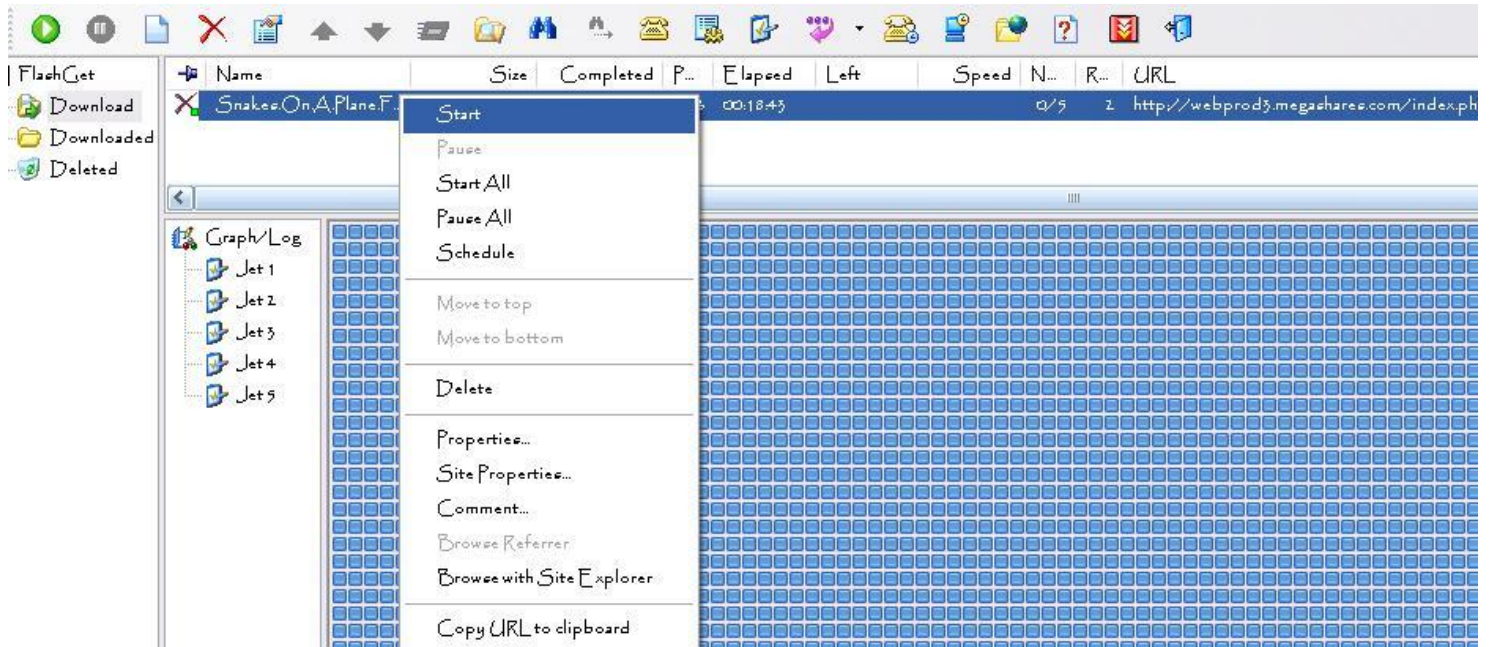
**Your Passport needs to be reactivated.**

**Enter the passport reactivation code in the graphic, then hit the "Reactivate Passport" button.**

8265

You have reached the maximum download limit of 300MB. Your download passport will renew in 00:45:29, or you can buy a [link card](#) and download now.

Do not enter the code yet, wait until the time hits 0. (you can keep clicking refresh to get an updated time) Once the time is 0, go ahead and type in the code and press enter. (That's it, don't do anything else on megashares) Now go back to FlashGet and right click the file and click Start. Then the download will pickup from where it left off.



^^^ if it still has more to go, do that again until it finishes. You shouldn't have to do it more than 3 times, or the file u are trying to download is HUGE. But no worries go head... oh and u can exit megashares now.lol