

## Spring Fever ~ Prim Bird Make Dos

*Calico bird trio perched on rusty springs*

### You will need the following:

- Scraps of calico
- Scraps of wool for wings
- Polyfil stuffing
- upholstery thread
- rusty bedsprings

### Other Needful Things

- Strong Coffee for staining
- Powdered cinnamon
- Fine sandpaper
- Optional- trinkets and treasures and what you have... buttons, keys, tiny thread spools, etc.



[www.sassafrashill.com](http://www.sassafrashill.com)

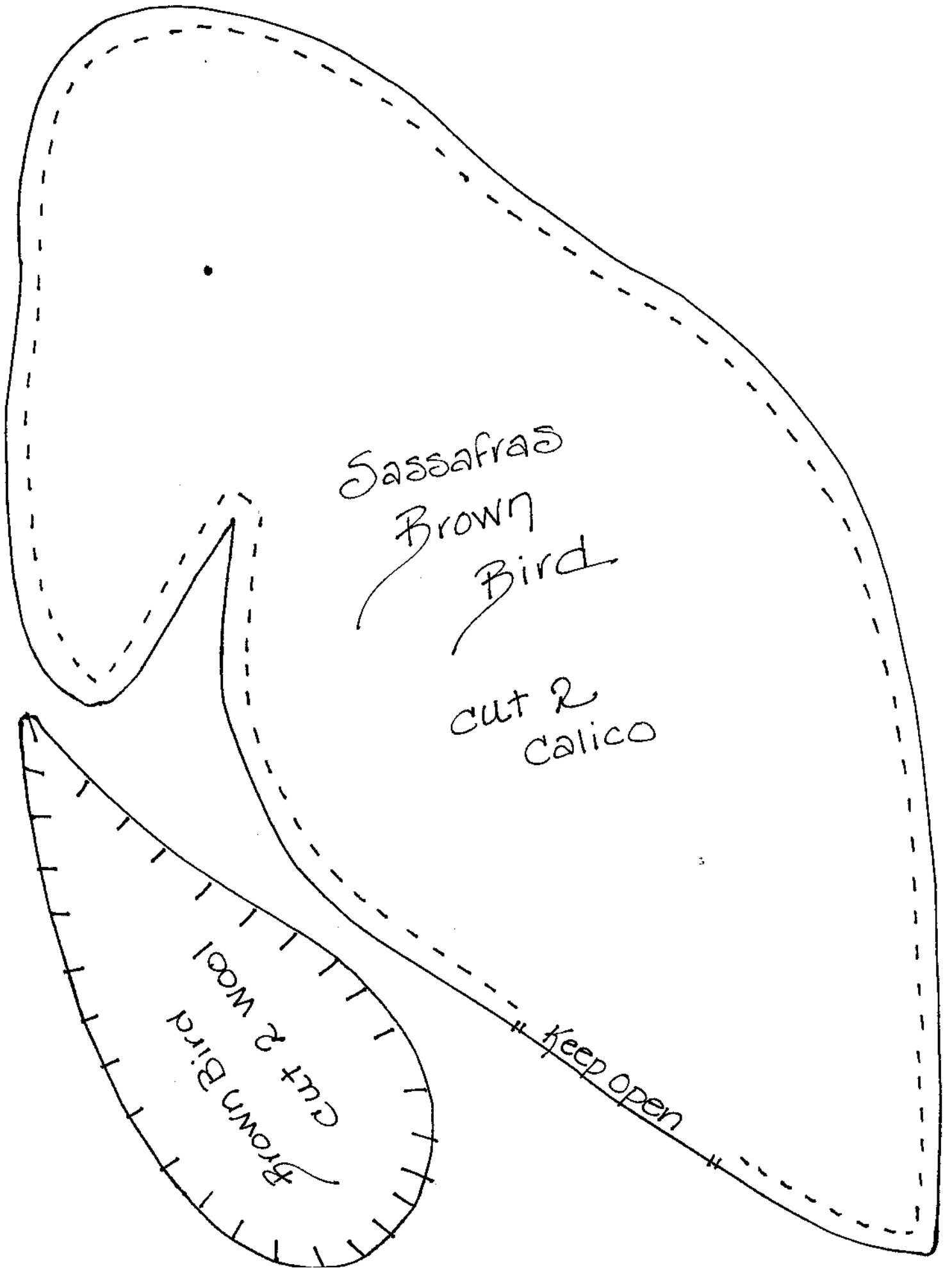
©2004 Denise Davis @ SHP All Rights Reserved. For personal use or small profit only. Mass producing or photocopying are prohibited. Credit must be given to me, the author, when selling finished product.



# SASSAFRAS HILL PRIMITIVES



## Spring Fever ~ Prim Bird Make Dos

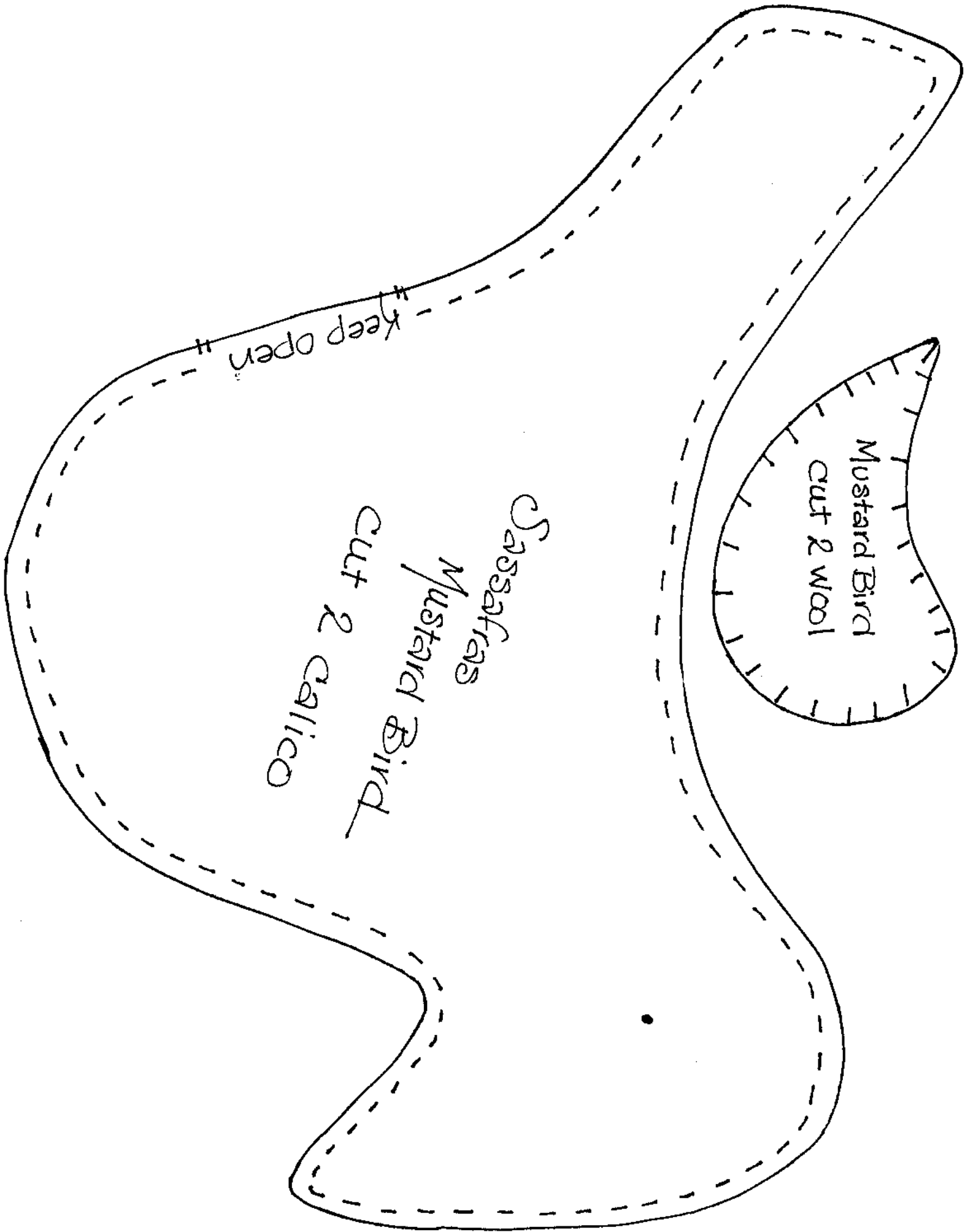


Sassafras  
Brown  
Bird

cut 2  
calico

# Keep open

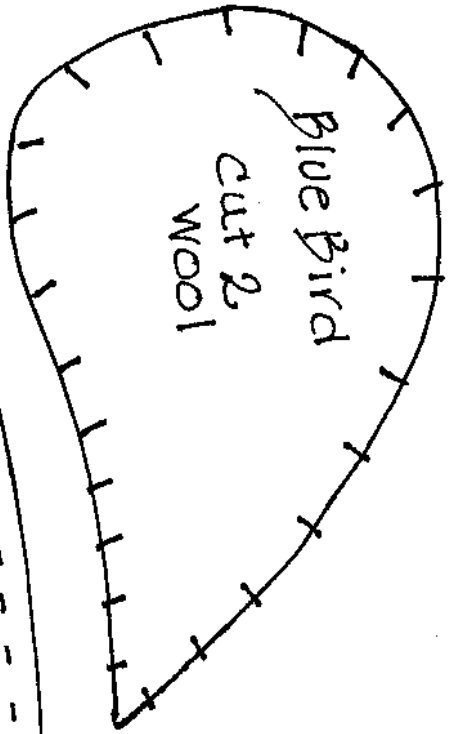
Brown Bird  
cut 2 wool



Sassafras  
Mustard Bird  
cut 2 Calico

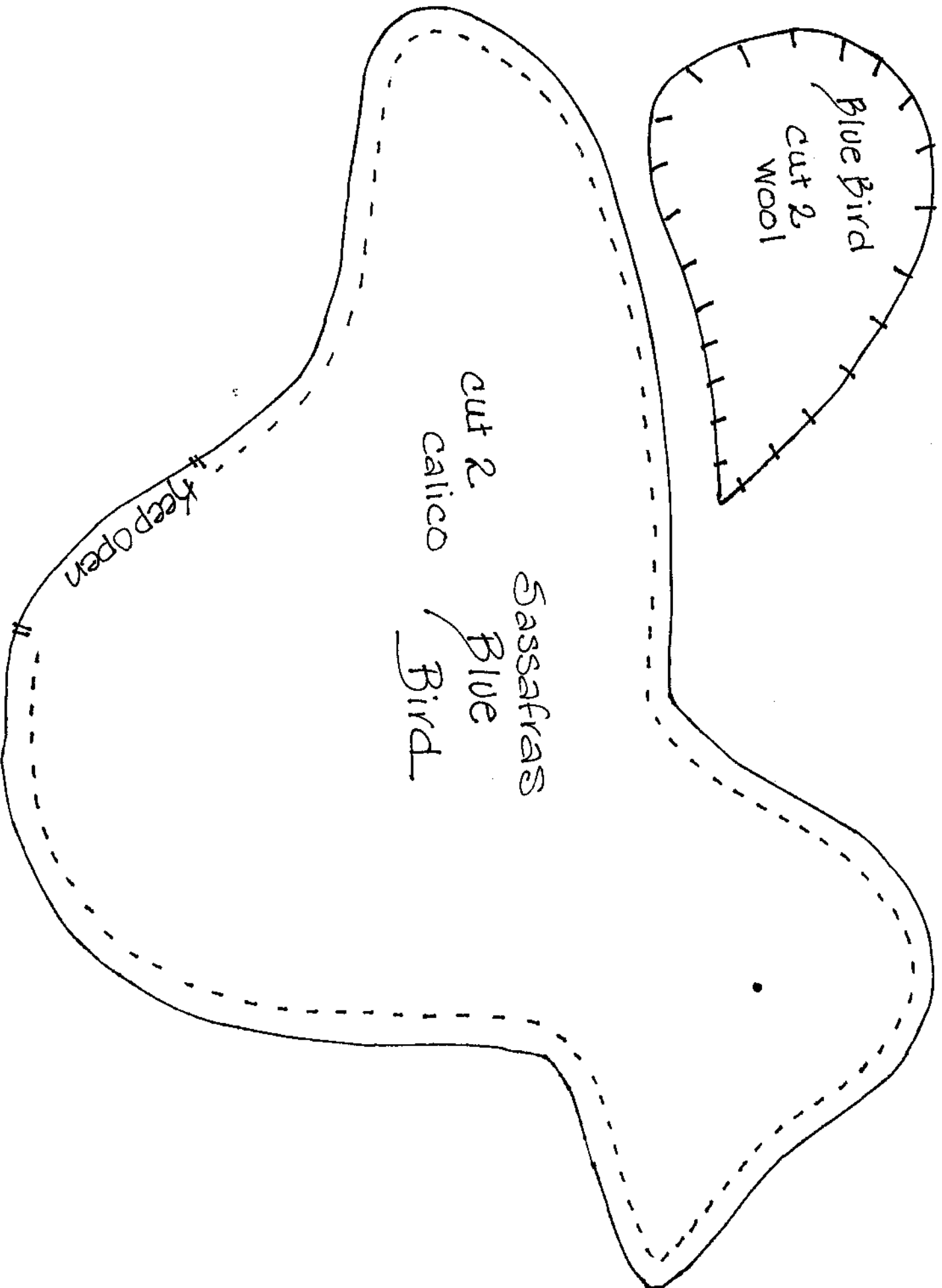
Keep open

Mustard Bird  
cut 2 Wool



Blue Bird  
cut 2  
wool

Sassafras  
Blue  
Bird  
cut 2  
calico



keep open

- Read all directions thoroughly and assemble materials before starting. Prepare a batch of coffee and boil it down until very dark.. For a great scent you may wish to add some dark Mexican vanilla and a few cloves.
- For each of the birds cut two body parts from calico and two wings from wool.
- With right sides together, stitch together with a 1/4” seam, leaving the opening as indicated for turning.
- Turn right side out and fill each tightly with stuffing. Stitch the opening shut with tiny neat stitches.
- Stitch back and forth between sides using doubled upholstery thread, to form indentations for the eyes.
- Pin the wings in place and stitch to the bird using doubled upholstery thread or embroidery floss.
- Rub the wings with a generous amount of cinnamon. A stencil brush is helpful.
- Brush on your strong coffee sparingly and bake in a 200 degree oven, on paper towel lined cookie sheets, checking at 8 minute intervals and turning to dry evenly. Or use the microwave for about 3-4 minutes.
- When dry, rub a bit more cinnamon into the wings, You may also rub a bit into the calico for an aged appearance.
- Balance the bird in the spring and stitch in place with doubled upholstery thread. If you’d like to conceal your stitching, you may use a bit of white glue over the stitching and dust a bit of cinnamon onto the glue. Let dry and rub off excess.
- Adorn your make do with little treasures... perhaps an old brooch, some hatpins, an old skeleton key, some vintage buttons, a hank of lace, or what you have.

**There now, I hope you enjoyed making my prim little feathered friends and will for years to come!**